


## Artwork Specification

### Streamline Display Stand 2m x 5m

- 1 For optimum results, we require all artwork documents to be submitted in **Vector Format** in a High Quality PDF.
- 2 Please ensure that all **text has been outlined**, any images or placed items are **linked / embedded** within the document and that all **layers have been flattened**.
- 3 No bleed or crop marks.
- 4 Set up your artwork in CMYK at 300dpi

- 5 **CMYK Printing of Solid Black** – To achieve a solid black in your artwork, please create solid black with the following colour reference: 100% C, 100% M, 100% Y, 100% K
- 6 The artwork should be sized at **25%** of the total artwork size and sent as a complete document. We are unable to accept individual panels.
- 7 **2m x 5m Streamline Display Stand comes with 5 Panels at 1000mm wide**

Total Artwork size: 5000mm (W) x 1997mm (H)  
Artwork size 25%: **1250 mm (W) x 499.25mm (H)**  
Each panel = 1000mm / **250mm (25%)**




The viewing distance for Streamline Display Stand will be approx 3m, but at least 1m  
According to the file format, colour anomalies may occur  
We print with a tolerance of 0.1 to 0.2% so a difference of 1mm up to 5mm is normal within a height of 230cm

## Printed Universal Display Boards



### VISIBLE GRAPHICAL AREA

Width of panel **minus** 61mm = visible area  
 Width of panel **minus** 61mm **plus** 16mm bleed= artwork size



## Artwork Specification

### Universal Printed Panels – per panel size

- 1 For optimum results, we require all artwork documents to be submitted in **Vector Format** in a High Quality PDF.
- 2 Please ensure that all **text has been outlined**, any images or placed items are **linked / embedded** within the document and that all **layers have been flattened**.
- 3 16mm bleed (8mm bleed on all 4 sides), with no crop marks.
- 4 Set up your artwork in CMYK at 300dpi
- 5 **CMYK Printing of Solid Black** – To achieve a solid black in your artwork, please create solid black with the following colour reference:  
100% C, 100% M, 100% Y, 100% K
- 6 The artwork should be sized at **100%** of the total artwork size and sent as a individual panels.
- 7 **Universal Display Boards – Printed Panel Size**

Example- 900mm(W) x 600mm (H) panel- Visible Area= 839mm (W) x 539mm (H)

Total Artwork size: 855mm (W) x 555mm (H) including 16mm bleed (8mm bleed on all 4 sides for text/images)

No white border around artwork is required. Create artwork to artwork size with any text 8mm in from the edges.



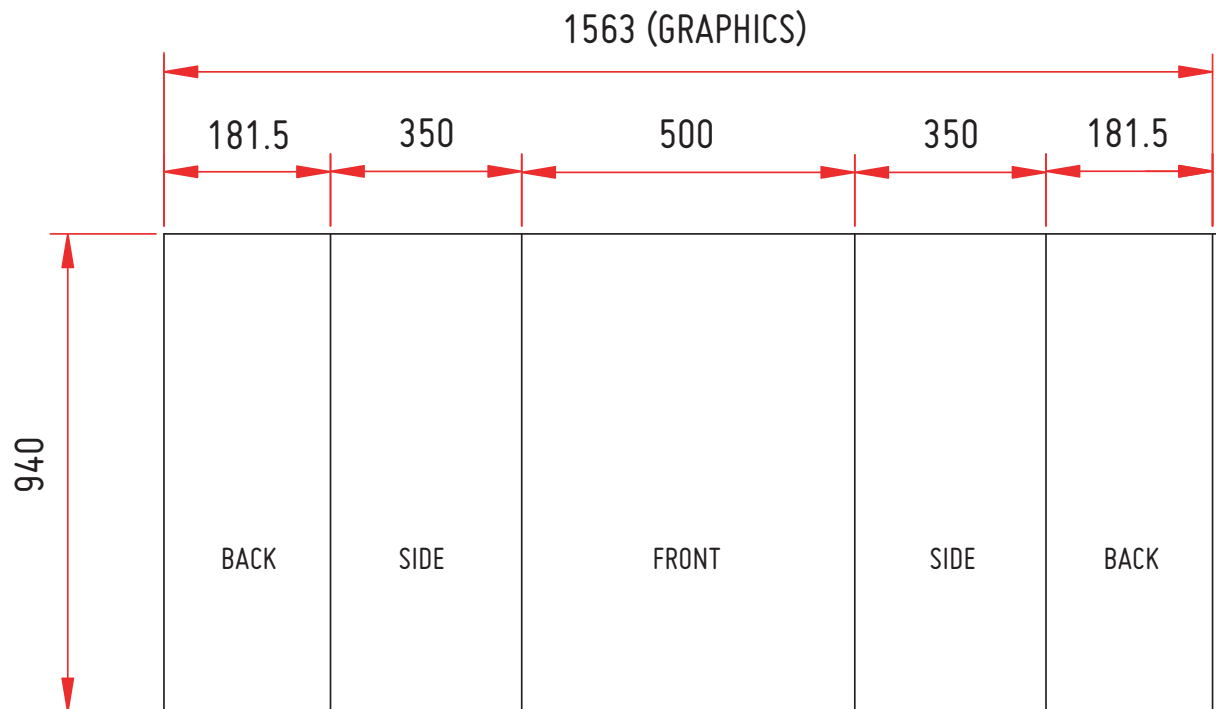
## GRAPHIC WRAP FOR STREAMLINE CASE

### Artwork Dimensions

The artwork should be sized at **25%** of the total artwork size.

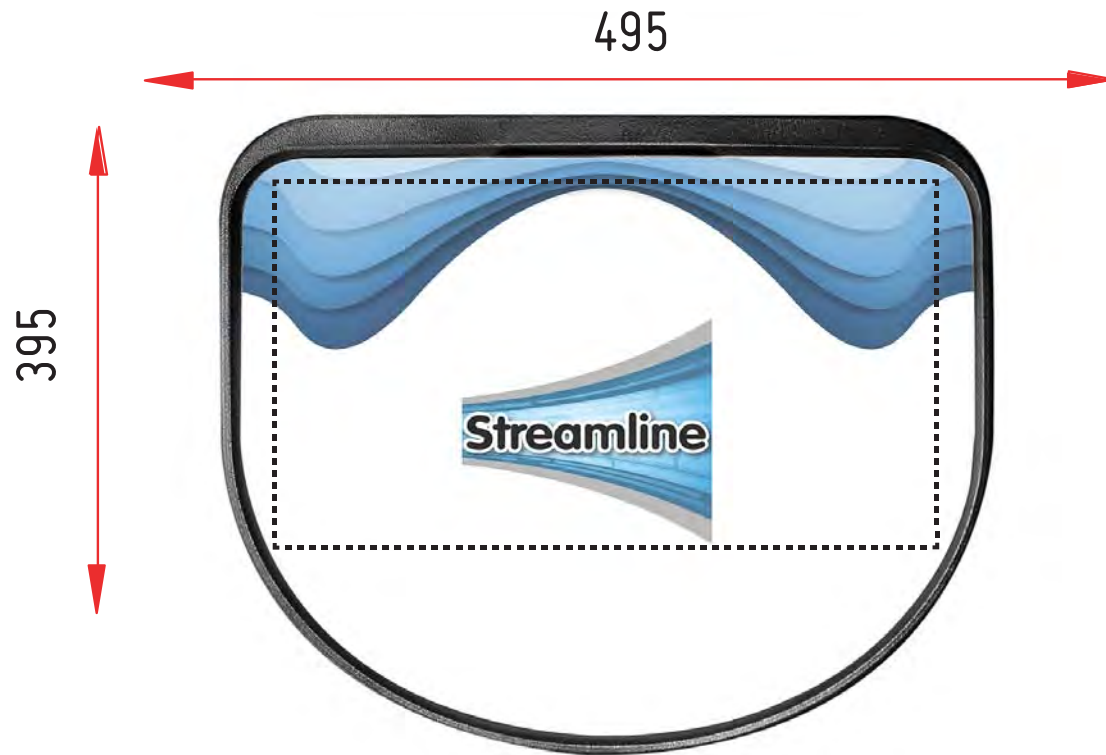
Total artwork size: 1563mm (W) x 940mm (H)

Artwork size 25%: **390.75mm (W) x 235mm (H)**



## Acrylic FOR STREAMLINE CASE

### Artwork Dimensions



Total artwork size: **495mm (W) x 395mm (H)**

- 1 For optimum results, we require all artwork documents to be submitted in **Vector Format** in a High Quality PDF.
- 2 Please ensure that all **text has been outlined**, any images or placed items are **linked / embedded** within the document and that all **layers have been flattened**.
- 3 No bleed or crop marks.
- 4 Set up your artwork in CMYK at 300dpi

**Please note:** Your logo needs to be positioned within the dotted line to ensure the complete image is included on the acrylic top.